

HOSHIZAKI



**Code:**

071T.1111AH.GB


**Touch Screen Hood Type Dishwasher**

**Model:**

HW-600B3 PDRT



Hygiene



Easy Maintenance



Heavy Duty



Efficiency

### MAIN FEATURES

- \* Userfriendly touch screen panel
- \* Easy to follow washing steps with dynamic and coloured screen
- \* Stainless steel body including washing and boiler tank.
- \* Monoblock hygienic washing tank.
- \* 69/35/27/23/18 racks per hour (Rack dimensions 50X50 cm)
- \* 2.3 lt water consumption per cycle
- \* On-screen easy-to-failure status monitoring
- \* Digital Pressure switch for washing tank
- \* Adjustable detergent / Rinse aid time from screen panel
- \* Non-returned - check valve system
- \* Saves energy, detergent and water
- \* Easy start-up: Single button for water filling and heating in the boiler tank.
- \* Adjustable feet for height optimization
- \* The dishwasher is completely sealed to guarantee IPX5 water protection
- \* Electrical components and cabling according to international standards and safety regulations
- \* Washing and rinsing temperatures thermo-stop controlled.
- \* Contais stainless steel tank filter
- \* Touch screen for temperatures and error displays.
- \* Washing temperature at 55-60°C (water supply at a minimum of 2 bar and 50°C)
- \* Rinsing temperature at 80-85°C (water supply at a minimum of 2 bar and 50°C)

### OPTIONS

### ACCESSORIES

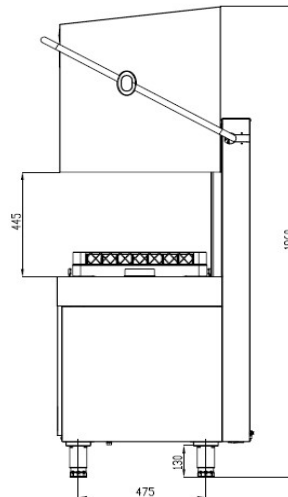
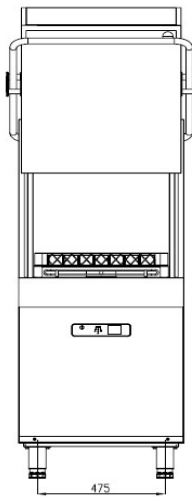
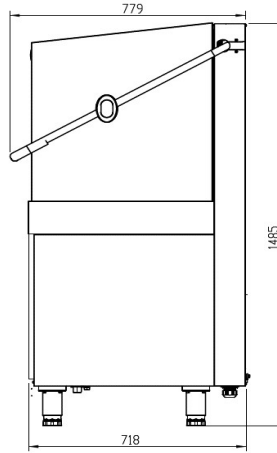
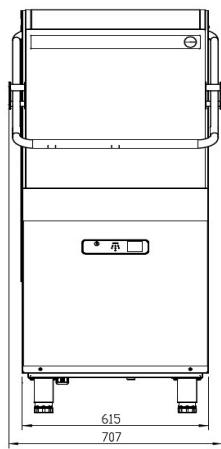
- \* Electrical Connection Cable, Flexible Water Supply and Drain Hose
- \* 3 Baskets Promotional (Plate,Glass, and Cutlery)
- \* Detergent Dispenser
- \* Rinse Aid Dispenser
- \* Drain Pump
- \* Rinsing Pump

### STANDARDS

- \* EN 60335-1 European Standard relating to safety of household and similar electrical appliances
- \* EN 60335-2-58 European Standard relating to the safety of electric appliances



<b>Code:</b> 071T.1111AH.GB	<b>Touch Screen Hood Type Dishwasher</b>	<b>Model:</b> HW-600B3 PDRT
--------------------------------	--	--------------------------------



DIMENSIONS (Net)		DIMENSIONS (Shipping)	
* Width (mm):	707	* Width (mm):	725
* Depth (mm):	779	* Depth (mm):	795
* Height (mm):	1485 ( 1960 )	* Height (mm):	1638
* Weight (kg):	110 ( +/- 10 )	* Weight (kg):	120
		* Volume (m³):	0,94

**TECHNICAL SPECIFICATIONS**

* <b>Washing Capacity (Basket/hr):</b>	69/35/27/23/18	* <b>Electric consumption:</b>	9,7 Kw 380 V 60 Hz 11,5 Kw 415 V 60 Hz
* <b>Washing Tank Capacity:</b>	22 lt	<b>WATER-IN</b>	
* <b>Boiler Tank Capacity:</b>	7 lt	* <b>Cold water inlet:</b>	3/4 inch
* <b>Washing Pump Power:</b>	0,66 kW	* <b>Hot Water Inlet:</b>	3/4 inch
* <b>Rinsing Pump Power:</b>	0,25 kW	* <b>Water inlet pressure</b>	2-4 Bar
* <b>Washing Heat power:</b>	1,8 kW ( 380 V ) 2,2 kW ( 415 V )	<b>DRAIN</b>	
* <b>Rinsing Heat power:</b>	9,0 kW ( 380 V ) 10,8 kW ( 415 V )	* <b>Dirty water discharge connection:</b>	3/4 inch (Ø28 mm)
* <b>Max. Noise:</b>	67 dBA	<b>Protection class:</b>	IPX5
* <b>Loading Height:</b>	445 mm		